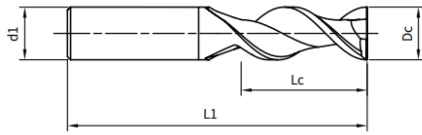


• **Solid Carbide End Mill M245**

ECO line

Solid Carbide End Mills

Square shoulder mill 2 cutting edges designed for aluminum alloy



| | | | | | | |
|---|---|---|----|---|---|---|
| P | M | K | N | S | H | O |
| | | | •• | | | |

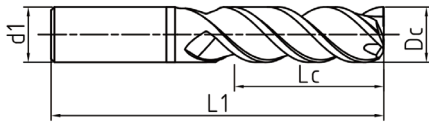
| Product code | Dc mm +0.00/-0.03 | d1 mm | Lc mm | L1 mm | Z |
|--------------|----------------------|-------|-------|-------|---|
| M245-2ES-030 | 3 | 4 | 8 | 50 | 2 |
| M245-2ES-040 | 4 | 4 | 12 | 50 | 2 |
| M245-2ES-050 | 5 | 6 | 13 | 50 | 2 |
| M245-2ES-060 | 6 | 6 | 16 | 50 | 2 |
| M245-2ES-080 | 8 | 8 | 20 | 60 | 2 |
| M245-2ES-100 | 10 | 10 | 25 | 75 | 2 |
| M245-2ES-120 | 12 | 12 | 30 | 75 | 2 |
| M245-2ES-160 | 16 | 16 | 45 | 100 | 2 |
| M245-2ES-200 | 20 | 20 | 45 | 100 | 2 |

• Solid Carbide End Mill M245

Eco line

Solid Carbide End Mills

Square shoulder mill with 3 cutting edges designed for aluminum alloy



| | | | | | | |
|---|---|---|-----|---|---|---|
| P | M | K | N | S | H | O |
| | | | ● ● | | | |

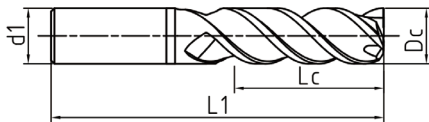
| Product code | Dc mm +0.00/-0.03 | d1 mm | Lc mm | L1 mm | Z |
|--------------|----------------------|----------|----------|----------|---|
| M245-3ES-010 | 1 | 4 | 3 | 50 | 3 |
| M245-3ES-015 | 1.5 | 4 | 4 | 50 | 3 |
| M245-3ES-020 | 2 | 4 | 6 | 50 | 3 |
| M245-3ES-025 | 2.5 | 4 | 8 | 50 | 3 |
| M245-3ES-030 | 3 | 4 | 8 | 50 | 3 |
| M245-3ES-040 | 4 | 4 | 12 | 50 | 3 |
| M245-3ES-050 | 5 | 6 | 13 | 50 | 3 |
| M245-3ES-060 | 6 | 6 | 16 | 50 | 3 |
| M245-3ES-080 | 8 | 8 | 20 | 60 | 3 |
| M245-3ES-100 | 10 | 10 | 25 | 75 | 3 |
| M245-3ES-120 | 12 | 12 | 30 | 75 | 3 |
| M245-3ES-160 | 16 | 16 | 45 | 100 | 3 |
| M245-3ES-180 | 18 | 18 | 45 | 100 | 3 |
| M245-3ES-200 | 20 | 20 | 45 | 100 | 3 |

• Solid Carbide End Mill M245

Eco line

Solid Carbide End Mills

Square shoulder mill with 3 cutting edges designed for aluminum alloy



| | | | | | | |
|---|---|---|-----|---|---|---|
| P | M | K | N | S | H | O |
| | | | ● ● | | | |

| Product code | Dc mm +0.00/-0.03 | d1 mm | Lc mm | L1 mm | Z |
|--------------|----------------------|----------|----------|----------|---|
| M245-3EL-040 | 4 | 4 | 16 | 60 | 3 |
| M245-3EL-060 | 6 | 6 | 25 | 75 | 3 |
| M245-3EL-080 | 8 | 8 | 32 | 75 | 3 |
| M245-3EL-100 | 10 | 10 | 45 | 100 | 3 |
| M245-3EL-120 | 12 | 12 | 50 | 100 | 3 |
| M245-3EL-160 | 16 | 16 | 60 | 150 | 3 |
| M245-3EL-200 | 20 | 20 | 70 | 150 | 3 |