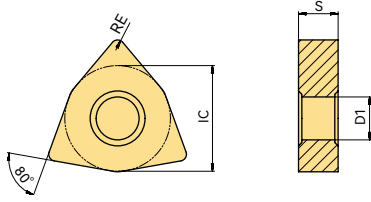








Negative 80° (W)

(mm)



Product code	IC	S	D1
WN_0604_	9.525	4.76	3.81
WN_0804_	12.70	4.76	5.16

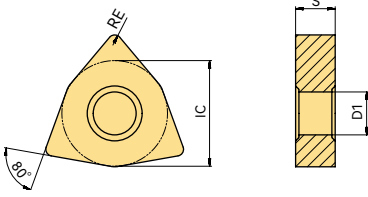
ISO Turning Inserts

Inserts	Product code	RE (mm)	Recommended parameters		Machining conditions															
					● Good Conditions ● General Conditions ✖ Bad Conditions															
					P						M				K			N		S
f (mm/rev)	ap (mm)	AT202	AT210A	AC052P	AC152P	AC252P	AC350P	AC100M	AC200M	AP200U	AP301M	AC100K	AC102K	AC202K	AW100K	AP010S	AP100S			
Finishing	 WNMG 080404-F1T 080408-F1T	0.40	0.05-0.15	0.50-2.50	●	●														
		0.80	0.05-0.15	0.50-2.50	●	●														
	 WNMG 080404-F1Y 080408-F1Y	0.40	0.08-0.20	0.30-1.50	●	●														
		0.80	0.08-0.20	0.30-1.50	●	●														
	 WNMG 080402E-PA1 080404E-PA1 080408E-PA1 080412E-PA1	0.20	0.04-0.25	0.20-1.50	●	●	○	○												
		0.40	0.04-0.28	0.20-1.50	●	●	●	●												
		0.80	0.05-0.35	0.20-1.50	●	●	●	●												
		1.20	0.05-0.42	0.20-1.50	●	●		○												
	 WNMG 080404E-PB1 080408E-PB1 080412E-PB1	0.40	0.05-0.15	0.26-2.20	●	●	●	●	●											
		0.80	0.10-0.30	0.52-2.20	●	●	●	●	○											
		1.20	0.15-0.45	0.78-2.20	●	●	○	●	○											
	 WNMG 080404E-SC1 080408E-SC1	0.40	0.10-0.25	0.20-0.80						●						●		●		
		0.80	0.15-0.30	0.20-0.80						●						●		●		
	 WNMG 080404E-MB2 080408E-MB2	0.40	0.05-0.15	0.26-2.20					●	●							●	●		
		0.80	0.10-0.30	0.52-2.20					●	●							●	●		

● : Standard stock ○ : Made-to-Order

Negative 80° (W)

(mm)



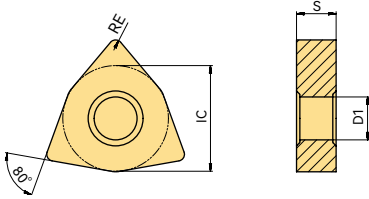
Product code	IC	S	D1
WN_0604_	9.525	4.76	3.81
WN_0804_	12.70	4.76	5.16

Inserts	Product code	RE (mm)	Recommended parameters		Machining conditions													
					● Good Conditions ◐ General Conditions ◐ Bad Conditions													
					P						M			K			N	
f (mm/rev)	ap (mm)	AT202	AT210A	AC052P	AC152P	AC252P	AC350P	AC100M	AC200M	AP200U	AP301M	AC100K	AC102K	AC202K	AW100K	AP010S	AP100S	
Semi-finishing		WNMG 060404E-SL3	0.40	0.12-0.25	0.60-2.50													
		060408E-SL3	0.80	0.15-0.25	0.80-2.50													
		080404E-SL3	0.40	0.12-0.25	0.60-3.00													
		080408E-SL3	0.80	0.15-0.25	0.80-3.00													
		080412E-SL3	1.20	0.18-0.30	1.00-3.00													
		WNMG 080404-F2K	0.40	0.12-0.24	0.50-2.50	●	●											
		080408-F2K	0.80	0.12-0.24	0.50-2.50	●	●											
		WNMG 080404E-PB3	0.40	0.06-0.18	0.30-2.30	●	●	●	○									
		080408E-PB3	0.80	0.12-0.36	0.60-2.30	●	●	●	●									
		080412E-PB3	1.20	0.18-0.54	0.90-2.30	●	●	●	○	●								
		WNMG 080404E-PC3	0.40	0.07-0.20	0.34-2.60	●	●		○									
		080408E-PC3	0.80	0.14-0.40	0.68-2.60	●	●	●	●	○								●
		080412E-PC3	1.20	0.20-0.60	1.02-2.60	●	●	○	●									●
		WNMG 080404E-SC3	0.40	0.08-0.22	0.40-2.90					●	●	●					●	●
		080408E-SC3	0.80	0.15-0.44	0.80-2.90					●	●	●					●	●
080412E-SC3		1.20	0.23-0.66	1.20-2.90					●	●	●					●	●	
	WNMG 060408E-MC3	0.80	0.15-0.44	0.64-2.10					●	●	●							
	060412E-MC3	1.20	0.23-0.66	0.96-2.10					●	●	●							
	080404E-MC3	0.40	0.08-0.22	0.32-2.90					●	●	●							
	080408E-MC3	0.80	0.15-0.44	0.64-2.90					●	●	●	●					●	
	080412E-MC3	1.20	0.23-0.66	0.96-2.90					●	●	●							
Medium		WNMG 060408E-PD3	0.80	0.15-0.44	0.80-2.10			●	●	●								
		080404E-PD3	0.40	0.08-0.22	0.40-2.90	●	●	●	●	●								
		080408E-PD3	0.80	0.15-0.44	0.80-2.90	●	●	●	●	●								
		080412E-PD3	1.20	0.23-0.66	1.20-2.90	●	●	●	●	●								
		WNMG 080404-M3T	0.40	0.20-0.40	1.00-4.00	●	●											
080408-M3T	0.80	0.20-0.40	1.00-4.00	●	●													








● : Standard stock ○ : Made-to-Order

Negative 80° (W)

(mm)

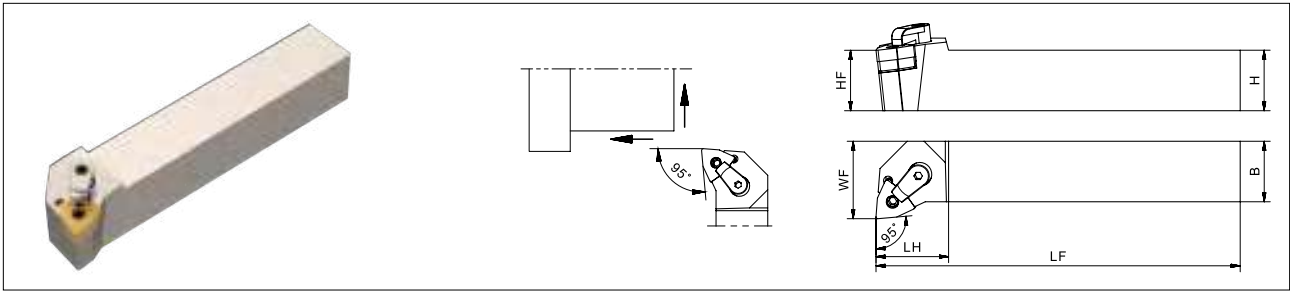







Product code	IC	S	D1
WN_0604_	9.525	4.76	3.81
WN_0804_	12.70	4.76	5.16

Inserts	Product code	RE (mm)	Recommended parameters		Machining conditions														
					● Good Conditions ◐ General Conditions ◐ Bad Conditions														
					P						M				K		N		S
f (mm/rev)	ap (mm)	AT202	AT210A	AC052P	AC152P	AC252P	AC350P	AC100M	AC200M	AP200U	AP301M	AC100K	AC102K	AC202K	AW100K	AP010S	AP100S		
Medium		WNMG 060412E-UC4	1.20	0.23-0.72	1.20-3.20			●	●	●									
		080404E-UC4	0.40	0.08-0.24	0.40-3.20			●	●	●									
		080408E-UC4	0.80	0.15-0.48	0.80-3.20			●	●	●									
		080412E-UC4	1.20	0.23-0.72	1.20-3.20			●	●	●									
		WNMG 080404E-PC4	0.40	0.08-0.22	0.40-2.90	●	●		○					●	●				
		080408E-PC4	0.80	0.15-0.44	0.80-2.90	●	●	○	●					●	●				
		080412E-PC4	1.20	0.23-0.66	1.20-2.90	●	●	●	●	○				●	●				
		WNMG 080404R-PL5	0.40	0.20-0.50	0.40-4.00				○	○								●	
		080404L-PL5	0.40	0.20-0.50	0.40-4.00				○	○									
		080408R-PL5	0.80	0.20-0.50	0.40-5.00				○	○			●						
080408L-PL5		0.80	0.20-0.50	0.40-5.00				○	●			●							
Roughing			WNMG 060408E-MC4	0.80	0.20-0.60	1.20-3.30					○	○	○						
	060412E-MC4		1.20	0.30-0.90	1.80-3.30					●	●	●							
	080408E-MC4		0.80	0.20-0.60	1.20-4.30					●	●	●					●		
	080412E-MC4		1.20	0.30-0.90	1.80-4.30					●	●	●					●		
		WNMG 060404E-KC4	0.40	0.09-0.24	0.48-2.60									●	●				
		060408E-KC4	0.80	0.18-0.48	0.96-2.60									●	●				
		080404E-KC4	0.40	0.09-0.24	0.48-3.50									●	●			●	
		080408E-KC4	0.80	0.18-0.48	0.96-3.50									●	●			●	
		080412E-KC4	1.20	0.26-0.72	1.44-3.50									●	●			●	
		080416E-KC4	1.60	0.35-0.96	1.92-3.50									●	●			●	
		WNMG 080408E-PD5	0.80	0.20-0.60	1.20-4.30			○	●	○								●	
		080412E-PD5	1.20	0.30-0.90	1.80-4.30			●	●	●								●	
			WNMA 080404E-KD5	0.40	0.10-0.30	0.60-4.30									●	●			
			080408E-KD5	0.80	0.20-0.60	1.20-4.30									●	●			
080412E-KD5	1.20		0.30-0.90	1.80-4.30									●	●					
080416E-KD5	1.60		0.40-1.20	2.40-4.30									●	●					

● : Standard stock ○ : Made-to-Order

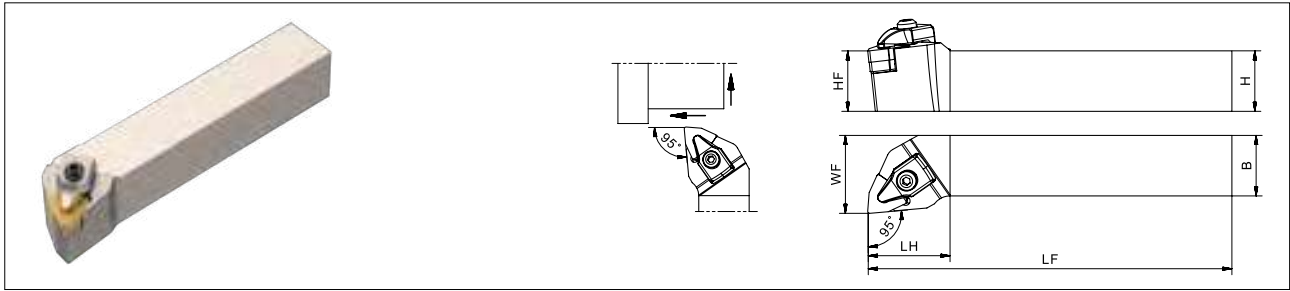
MWLN (External/Profile Turning)



Product code	Stock		Dimension							Insert corner radius (RE)	Spare parts					Insert
			H	HF	B	LF	LH	WF	Wrench		Clamp screw	Clamp	Lock pin	Shim		
	R	L														
MWLN^{R/L}	2020K-08	●	●	20	20	20	125	34	25	0.8						WN*A 0804... WN*G 0804... WN*M 0804...
	2525M-08	●	●	25	25	25	150	30	32		LT-H3	CD060255X	CLM180130	CS060170	S-MWN08048	

● : Standard stock ○ : Made-to-Order

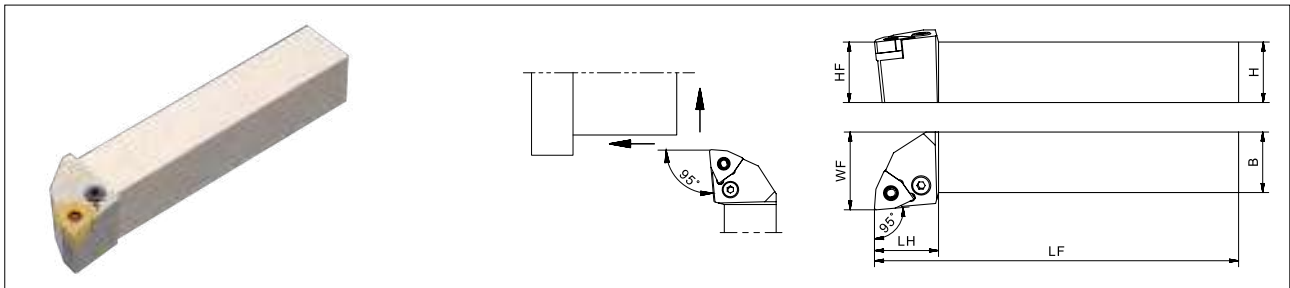
DWLN (External/Face Turning)



Product code	Stock		Dimension							Insert corner radius (RE)	Spare parts						Insert
	R	L	H	HF	B	LF	LH	WF	Wrench		Clamp screw	Clamp	Spring	Shim screw	Shim		
DWLN ^{R/L} 2020K-08	○	○	20	20	20	125	34	25	0.8							WN*A 0804... WN*G 0804... WN*M 0804...	
	2525M-08	○	○	25	25	25		150									32

● : Standard stock ○ : Made-to-Order

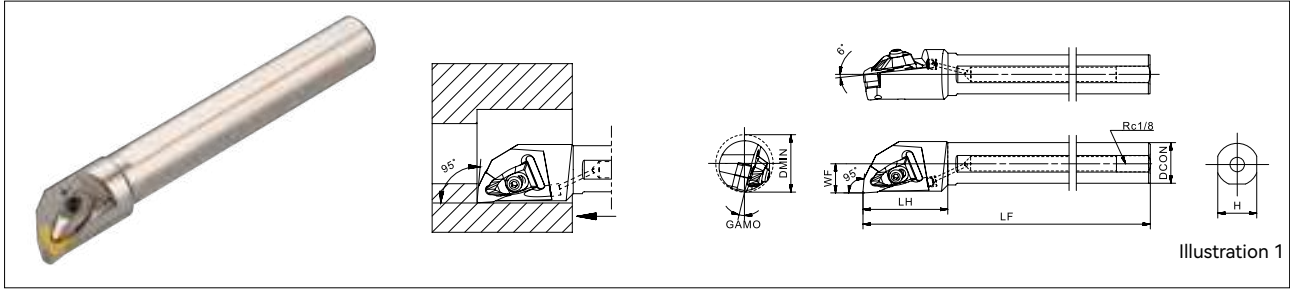
PWLN (External/Face Turning)



Product code	Stock		Dimension							Insert corner radius (RE)	Spare parts					Insert					
	R	L	H	HF	B	LF	LH	WF	Wrench		Lever screw	Lever	Shim	Shim pin							
PWLN ^{R/L} 1616H-06	○	○	16	16	16	100	26	20	0.8						WN*G 0604...						
	2020K-06	●	○	20	20	20		125								22	LT-H2.5	LH060170	LV3	S-PWN06027	SP3
	2525M-06	●	●	25	25	25		150								32					
PWLN ^{R/L} 2020K-08	●	●	20	20	20	125	26	25	0.8						WN*A 0804... WN*G 0804... WN*M 0804...						
	2525M-08	●	●	25	25	25		150								32					

● : Standard stock ○ : Made-to-Order

A-DWLN Steel Boring Bar(Internal/Internal Face Boring)



Product code	Stock		Minimum boring hole diameter (mm)	Dimension						Insert corner radius (RE)	Internal coolant	Illustration	Spare parts						Insert	
	R	L		DMIN	DCON	H	LF	LH	WF				GAMO	Wrench	Lever screw	Clamp	Spring	Shim		Shim screw
A25R-DWLN/L08-32	●	●	32	25	23	200	50	17	13°	0.8	With	1	LT-H3	CH 050215	CLD 255090	YB0.20-2.50-12-5.5	S-DWN 08032	SH 060080X	NZ 060020	WN*A 0804... WN*G 0804... WN*M 0804...
A32S-DWLN/L08-40	○	○	40	32	30	250	50	22											NZ 100040	
A40T-DWLN/L08-50	○	○	50	40	37	300	60	27												

● : Standard stock ○ : Made-to-Order

Turning Tools

S-PWLN Steel Boring Bar (Internal/Internal Face Boring)

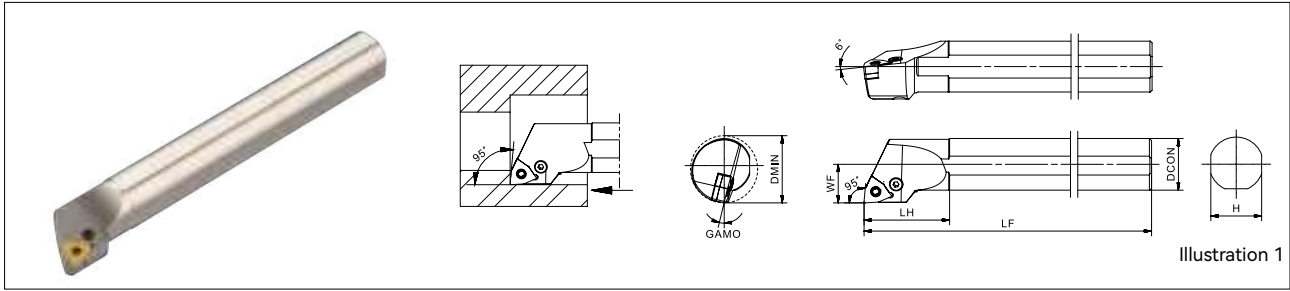


Illustration 1

Product code	Stock		Minimum boring hole diameter (mm)	Dimension						Insert corner radius (RE)	Internal coolant	Illustration	Spare parts					Insert	
	R	L		DMIN	DCON	H	LF	LH	WF				GAMO	Wrench	Lever screw	Lever	Shim		Shim pin
S16M-PWLN/L06-20	○	○	20	16	15	150	34	11	16°	0.8	Without	1						WN*G 0604...	
S20Q-PWLN/L06-27	●	●	27	20	19	180	36.5	14.2	17°				LT-H2.5	LH060170	LV3	S-PWN06027	SP3		
S25R-PWLN/L06-32	○	○	32	25	24	200	42	15.7	15°				LT-H3	LH080200	LV4C	S-PWN08032	SP4N		WN*A 0804... WN*G 0804... WN*M 0804...
S32S-PWLN/L08-40	○	○	40	32	30	250	50	22	10°										
S40T-PWLN/L08-50	○	○	50	40	37	300	60	27											

● : Standard stock ○ : Made-to-Order