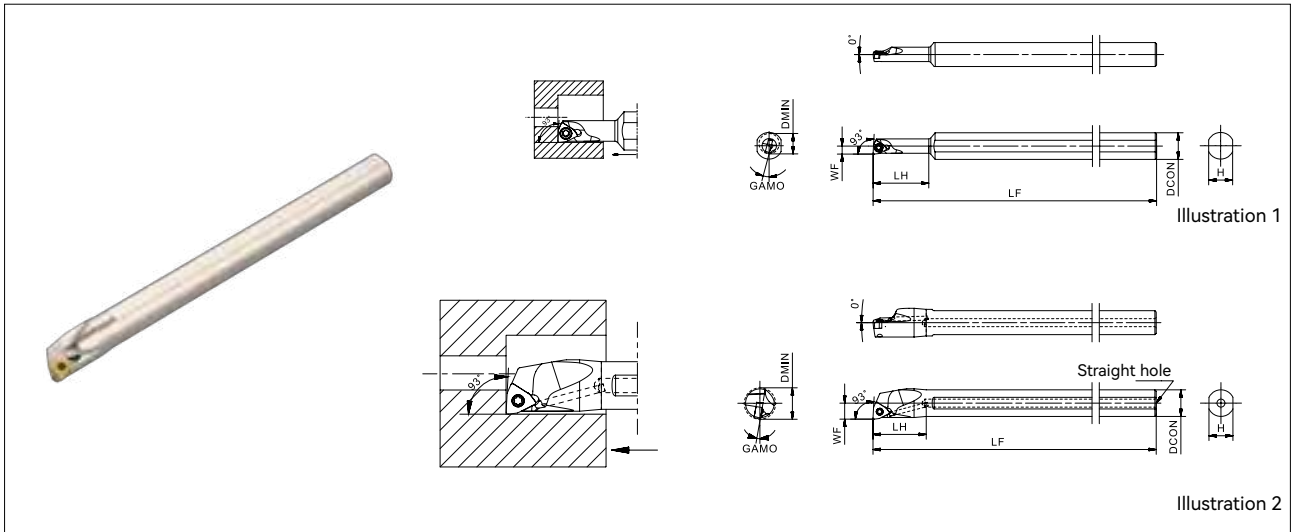




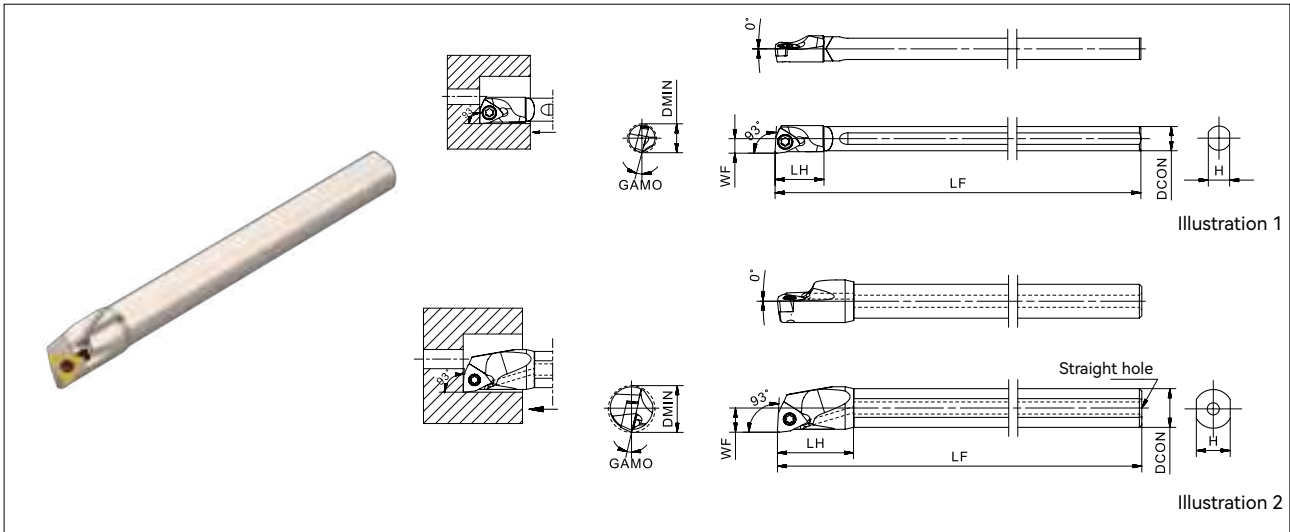
**A-SWUB Steel Boring Bar (Internal Boring)**





Product code	Stock		Minimum boring hole diameter (mm)	Dimension						Insert corner radius (RE)	Internal coolant	Illustration	Screw	Wrench	Insert
	R	L		DCON	H	LF	LH	WF	GAMO						
			DMIN												
S10H-SWUBR/L06-06	●	●	6	10	9	100	21	3	15°	0.4	Without	1	SP020035	FT-TP06	WB*T 0601...
S10H-SWUBR/L06-07	○	○	7				25	3.5	13°						
S10H-SWUBR/L08-08	○	○	8				28	4	15°						
A08H-SWUBR/L08-10	○	○	10	8	7		16	5	13°	0.4	With	2	SP020050		WB*T 0802...
A10K-SWUBR/L-08-12	●	●	12	10	9	125	20	6	10°						

● : Standard stock ○ : Made-to-Order

## E-SWUB Carbide Boring Bar (Internal Boring)



Product code	Stock		Minimum boring hole diameter (mm)	Dimension							Insert corner radius (RE)	Internal coolant	Illustration	Screw	Wrench	Insert
	R	L		DCON	H	LF	LH	WF	GAMO							
			DMIN													
<b>C05G-SWUBR/L06-06</b>	●	●	6	5	4.4	90	10	3	15°	0.4	Without	1	SP020035	FT-TP06	WB*T 0601...	
<b>C06H-SWUBR/L06-07</b>	○	○	7	6	5.4	100		3.5	13°	0.2						
<b>C07J-SWUBR/L08-08</b>	○	○	8	7	6.4	110	11	4	15°	0.2						
<b>E08K-SWUBR/L08-10</b>	●	●	10	8	7	125	14	5	13°	0.4	With	2	SP020050		WB*T 0802...	
<b>E10M-SWUBR/L08-12</b>	●	●	12	10	9	150	20	6	10°	0.4						

● : Standard stock ○ : Made-to-Order